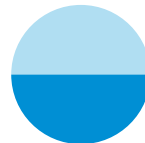


Plastic Clever Schools



Wave goodbye to
single use plastic



Common
Seas

KIDS
against
PLASTIC

Hey !

Welcome to Plastic Clever Schools! We're so pleased you're here because we need your help to make every school Plastic Clever. Plastic pollution is a big problem- you'll find out more about that later- but we know a way you, your school, and all your friends and family can help.

Common Seas and Kids Against Plastic (KAP) have joined forces because we know that young people, like you, have powerful voices and brilliant ideas - we need you on our team!

Your journey to becoming a Plastic Clever School is split into three levels:



Inspire You'll go on a deep dive to learn all about plastic and share that information with your classmates, teachers, parents and community.



Investigate It's time to discover the problem plastics in your school and get ready to do something about it!



Act You'll learn how to create a positive impact by leading an exciting campaign to help your school and community wave goodbye to single-use plastic.

In each stage you'll need to learn, do and share. This workbook will be your guide - you can use it to make sure you stay on track.

Remember to share your progress on the Plastic Clever Schools website to achieve your award! Amy and Ella, along with their brilliant KAP club members and Common Seas' Ocean Superheroes will be sharing lots of helpful tips along the way.

Your journey



Keep notes!

To help with the sharing part in each stage, it might help to keep a note of all the amazing things you are learning and doing along the way!



Level 1 Inspire

- Raise awareness about your mission to become a Plastic Clever School
- Host a litter pick at your school
- Make a video to share why you're excited about becoming a Plastic Clever School



Level 2 Investigate

- Complete the Plastic Clever Schools audit
- Create your action plan



Level 3 Act

- Run your campaign to tackle at least 2 problem plastics in your school
- Share photo evidence
- Create a celebration video

Let's make waves!

These upcycled plastic waves are a great way to show people that you are part of the Plastic Clever Schools community.

1. Find an old bottle or plastic container to upcycle
2. Wash it
3. Using scissors, carefully cut out the shape of the wave (ask an adult for help if you need it).
4. Use a hole punch to create a hole in the top of the wave
5. Loop an old piece of string or ribbon through the hole and tie in a knot
6. Attach your wave to your school bag



It's time to investigate!

Congratulations! You've inspired your school to become Plastic Clever. Welcome to level two - Investigate!

What to expect

You'll learn about how plastic gets into the ocean, and the impact that plastic pollution has on us, our communities and our natural environment. You'll also learn about the 6Rs to help you think of ways to cut down your problem plastics.

You'll do some investigating to identify the problem plastics in your school so you can pick the top two to tackle, then create an action plan to decide how you'll do it!

You'll share what you found out and what you want to do about it.

Actions to take

- Complete the Plastic Clever Schools audit
- Create our action plan

KAP Club tip

Campaigning is really easy when you're taking action on something you care about. An assembly will help you inspire everyone else to care too.

Skye

How does plastic end up in the ocean?

Where does all the plastic come from? And how does it end up in the sea? Did you know that approximately 80% of plastic flows from land-based sources? The other 20% is plastic littered at sea, from fishing and shipping.

Even if you live hundreds of miles from the coast, the plastic you throw away could make its way into the sea.

LEARN

How does plastic pollution impact marine life?

Plastic pollution is bad news for the natural world. Did you know that plastic in the ocean impacts all species, big and small – from marine mammals like whales and dolphins to the smallest fish and plankton.

[Click here to learn more](#)

How does plastic travel

Wind blows plastic and plastic litter into the environment.

Rain sweeps plastic into the waste and stormwater system or directly into rivers and streams.

People might **dump plastic waste** near to or directly into rivers and streams.

Waste and stormwater systems can **overflow** during storms and high tides.

Plastic pollution

What do you picture when you think about plastic pollution? Close your eyes and take a moment to think about it.

Whatever you imagined, we're sure it wasn't pretty. Plastic pollution is a big deal and causes a lot of problems in our local environment and across the planet – especially in our ocean.

Now close your eyes and imagine what this environment could look like if it was free from plastic waste – this is the difference you can make!

[Click here to learn some surprising facts about plastic...](#)

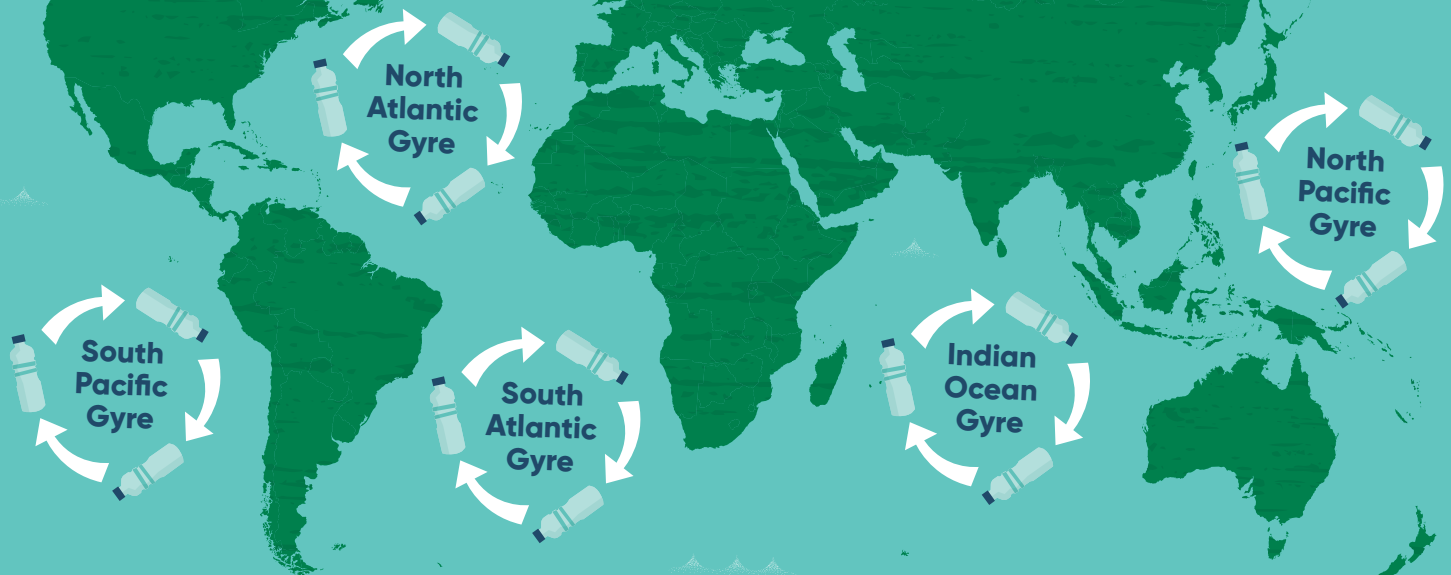
The 5 gyres

LEARN

When ocean water moves together it forms a current. Wind patterns and the forces from the Earth's rotation can make these currents move in circles (like slow moving whirlpools) known as 'gyres'.

There are five main gyres.... the North Atlantic Gyre, the South Atlantic Gyre, the South Pacific Gyre, The North Pacific Gyre and the Indian Ocean Gyre. They act a bit like conveyor belts and a lot of the plastic in our ocean ends up in one of the five gyres.

[Click here to learn more](#)



Plastic Clever Schools Audit

As a Plastic Clever School, you need to take steps to cut down on single use plastic waste and help keep our ocean and natural world healthy.

An audit is a series of questions that help you understand more about something, like plastic waste. It will help you know the types of plastic being wasted – and how much – so you can know where to start on your mission to wave goodbye to single use plastics.

To investigate problem plastics at school you'll need help! Ask your friends and a teacher to

help answer the audit questions, fill in the form and figure out what it means for your school.

Gathering data is a really important skill that scientists and explorers use to help find out about new things and solve problems!

[Click here to get started](#)

The Big Four - How many are your school throwing away each day?



Now you know more about plastic waste at school, use your audit results to help you plan what to do next!



Have you ever heard of the 6 R's ?



rethink



refuse



reduce



replace



recycle



repair

- Challenge
- Can you think of an example to tackle plastic waste for each of the Rs?



Some of the R's are better than others!

Check out our fact sheet to help you decide which ones you want to focus on and think about the different solutions you can come up with in your school.

[Click here to learn more](#)

KAP Club tip

It's really easy to refill your water bottle at school. If you don't have special water fountains, you can just make posters to let everyone know which taps they can use.

Charlotte



Write a plan to reduce at least two of the problem plastics at your school. An action plan is a simple way to get really clear on your next steps. Below are some useful questions and example answers to get you started...

Make your action plan!



What problem plastic(s) are you going to tackle?

Single use bottles and cups

What can you do to reduce it?

Run a campaign to get everyone to use a reusable bottle instead

How will you know you've been successful?

Everyone has a reusable bottle and the school has stopped ordering the cups.

What help will you need?

We will spread the message to our friends, pupils, staff and parents. We'll also find out who orders the school's single use cups and speak to them too

Now that you have made your action plan in the next stage you'll really get to grips with how to make these actions happen!

Download your worksheet and start writing your action plan!



Are you ready to survey your school?

It can be really useful to understand how everyone at school feels about the plastic pollution issue. It's important to see things from lots of different perspectives - it can help us find solutions quicker!

Check out the survey

Survey

Are you a

☐ Teacher ☐ Pupil ☐ Parent ☐ Community Member

How much do you know about plastic pollution?

Tick one of the boxes below. I being nothing at all and 10 being I'm an expert

☐ 1 ☐ 2 ☐ 3 ☐ 4 ☐ 5 ☐ 6 ☐ 7 ☐ 8 ☐ 9 ☐ 10

How well do you think your school is tackling the issue?

☐ I don't know ☐ We're not doing enough ☐ OK, but I think we could do a lot more ☐ We're doing really well

What concerns you the most when you think about plastic pollution?

☐ The impact it has on our health ☐ The impact it has on our local community ☐ The impact it has on the ocean

Who do you think is responsible for reducing plastic waste at school?

☐ Government ☐ Businesses ☐ Individuals ☐ People who make plastic products ☐ All of these

What's one thing you think our school could do this month to become Plastic Clever?

Share your journey

Let everyone know how your investigation has gone!

Update your Plastic Clever Schools wall

Put pictures up of your problem plastics and which ones you plan to take on.

Share the results of your survey and audit

This will help pupils and teachers join your mission – Make sure the information is easy for everyone to understand.

Don't forget to talk about your action plan

Once you've completed your action plan, add it to your Plastic Clever Schools wall and think about other ways you can share it – maybe ask your teacher to remind everyone in assembly to go have a look!



KAP Club tip

Think like a detective! Ask lots of questions and explore all sorts of solutions. There isn't one 'perfect' way to be Plastic Clever.

Thomas

Investigation Checklist



- Completed the Plastic Clever Schools audit

- Created our action plan

[Click here to share your evidence](#)



KAP Club tip

We should all be learning about plastics, the harm they can do to the environment, and what we can do about it. Ask your teachers to do a topic on it. Ocean Plastics Academy can help!

Kai

[Click here to learn more](#)

Congratulations!

Wow! How does it feel to be waving goodbye to single use plastics?

If you've ticked off everything on your checklists, then you are really really close to becoming an official Plastic Clever School.

[Click here to submit your evidence](#)

To stay plastic clever, you'll need to keep on learning, doing and sharing to help your whole school and your community wave goodbye to single use plastic for good!

The work you have done to get this far is amazing and we are so excited to see where you go next!

Welcome to the Plastic Clever Schools community!
We're so happy to have you on board.

Amy & Ella at Kids Against Plastic

Kids Against Plastic was founded by teenagers Amy and Ella Meek. When they found out about the harm caused by plastic pollution they needed to do something about it. They created KAP - a charity by kids, for kids - to inspire and motivate others to take action too.

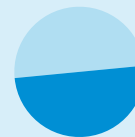
KIDS
against
PLASTIC



Massive congratulations!

Jo & Sarah at Common Seas

Common Seas was founded by Ocean Explorer Jo Royle. We're a team of sea champions on a mission to quickly and significantly reduce the amount of plastic produced and stop it polluting our rivers and seas. We created Ocean Plastics Academy to empower the next generation of ocean superheroes to join our crew!



**Common
Seas**